


Attending Lessons From Home



Belong



Grow



Succeed



Message to Parents & Students

We would like to thank all of our amazing students for their amazing effort and resilience throughout this lockdown. We are very lucky to be able to work with such an amazing group of young people. Also, we would like to thank parents & carers for all the positive comments, ideas and continuing support. Parents, students and teachers working together is the key to success over the coming weeks.

Students do not require an email link or code to enter their live lessons in Google Classroom. All they need to know is their timetable (on ClassCharts) and the times of lessons (next slide).

I have put together more information about how students can join their lessons without emails, codes or links on the next few pages. **The following slides outline our standard & only way for students to enter lessons.**

Take care

David Foster



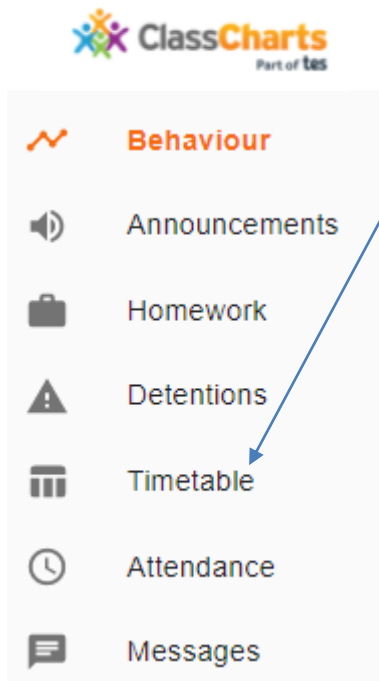
Lesson Times for Learning from Home

Timings	All Years
8.30am - 9.10am	PERIOD 1a
9.10am - 9.50am	PERIOD 1b
9.50am-10.00am	Change over time *
10.00am -11.10am	PERIOD 2
11.10am-11.40am	BREAK
11.40am - 12.50pm	PERIOD 3
12.50pm - 1.30pm	LUNCH
1.30pm - 2.10pm	PERIOD 4a
2.10pm - 2.40	PERIOD 4b



How to Find a Student Timetable

1. Log into the students **ClassCharts** Account



2. Click on Timetable

3. Selecting the day/date will reveal lessons for that day.

Jan



Please Note.

Lesson times in ClassCharts are for our normal school day. We have changed lesson times whilst students are learning at home (see Slide 3)

Expectations of Student Behaviour

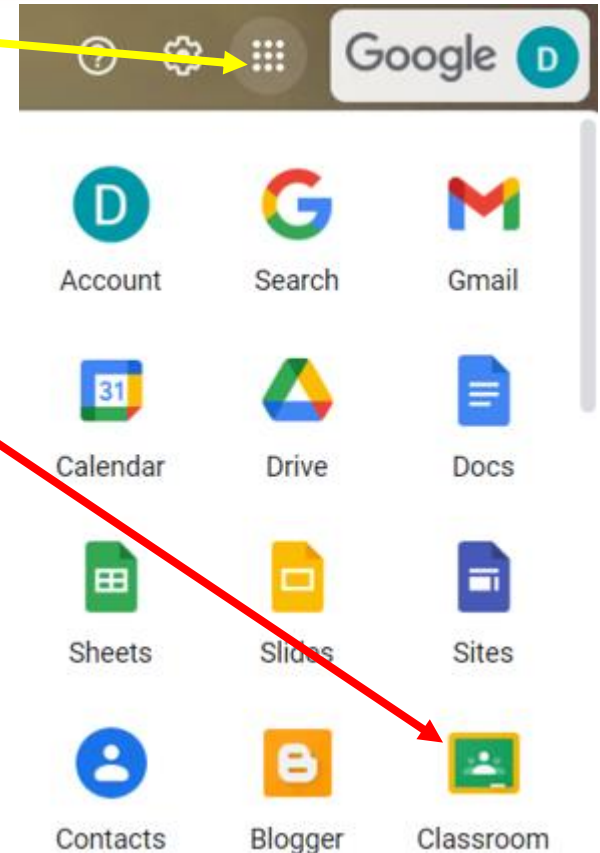
- Students must not have their camera on during live lessons.
- Students must not use their mic during live lessons.
- Students must only use 'Chat' when directed by a teacher and when using chat must always be polite and kind.

If lesson rules are broken then students will be given one warning. If the rule is broken again then students will be removed from the lesson.

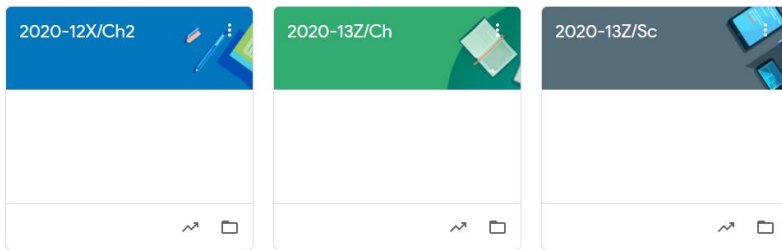


How to Join a Lesson [part 1]

1. Log into school email account and click here
2. Click on Google Classroom



3. You will now see all of your classes



4. Check your timetable (available in ClassCharts) to see what lesson you should attend

How to Join a Lesson [part 2]



When the teacher is ready to start the lesson a link (like this one) will be displayed here. Click it to join.

Some tablets will only display this little camera icon and do not display the full link.

Please Note.

This is a complicated system and sometimes things can go a bit wrong. If a student clicks this link they might be placed in an online waiting area. Please don't panic this is normal. But if you are in there for too long then leave the waiting area and try to enter the lesson again. If this still doesn't work then please email your class teacher.

